

Kia EV3



Movement that inspires



MARCH 2025

Overseas Model Shown

EV3. Redefining EV confidence.

Robust and purposeful, bold and intuitive, the new EV3 is the ultimate urban SUV.

Compact on the outside, but spacious inside, EV3's innovative design seats five in comfort and with a range of up to 605 km (based on Light 2WD Long Range)* it handles long trips with ease.



*Preliminary Specifications. Subject to change without notice. Overseas Model Shown

A flagship experience

With a beautifully minimalist interior, the same Advanced Driving Assistance Systems and Vehicle Dynamics found in our flagship EV9, the EV3 incorporates the same impactful flagship styling but in an ideally sized package, tuned specifically for New Zealand conditions.

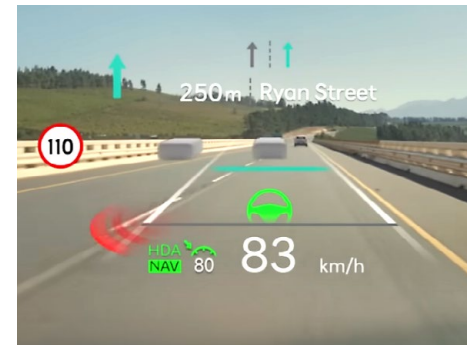


Overseas model shown. NZ model may vary.

Simply a beautiful place to be.



The EV3's interior is a luxuriously relaxing place to be. Kia's most sustainable cabin yet with eco-materials, an ultra-wide near 30" Panoramic Display*, wireless charging and premium sound (GT-Line Exclusive) all combine to elevate every aspect of your drive.



EV3 protects you and your passengers with Advanced Driving Assistance Systems (ADAS) that include Forward Collision-Avoidance Assist, Lane Keeping Assist, Highway Driving Assist and Reverse Parking Collision-Avoidance Assist**.



*Preliminary Specifications. Subject to change without notice. Only available on Earth & GT-Line trims.
**Available on Earth & GT-Line models.

The power to charge endless possibilities

EV3's 81.4kWh battery delivers up to 605 km (based on Light 2WD LR)* of driving range with 10-80% DC fast charging in 31 minutes.**

Need to pump up bike tyre, power a fridge or even an espresso maker? Two V2L^ outlets provide instant power wherever you are.

*Preliminary Specifications. Subject to change without notice.
The estimated range using the Worldwide Harmonised Light Vehicle Test Procedure (WLTP) should be used as a guide only.
**Approximately 31 minutes to charge from 10% to 80% on a 350kW DC ultra-fast charger. Charging times may increase if peak charging rates are not achieved. Charging times will also be dependent on the condition and durability of the high voltage battery, charger specifications, and ambient temperature at the point of use.
^Interior V2L 3-Pin NZ Type Socket & V2L Exterior Adaptor (Type 2 to 3-Pin NZ Type Socket) - Standard across the EV3 range.

Kia Connect™



The Kia Connect app is **your digital co-pilot.**

Use it to set a comfortable cabin temperature before you get in, lock or unlock your EV3 and locate nearby charging stations. There's even a Valet Mode that keeps an eye on your EV3 when you hand over the keys to someone else.

- Valet Parking Mode
- SOS Call
- PO Search & Weather Update
- Remote Climate Control
- EV Charging Locations & Status
- Remote Lock
- Destination Send to Vehicle
- Real-time Vehicle Tracking
- Vehicle Health Status



The ingenious centre storage console slides forward to create a sturdy table or work surface.



Wireless phone charging* and four USB C ports keep everyone connected.

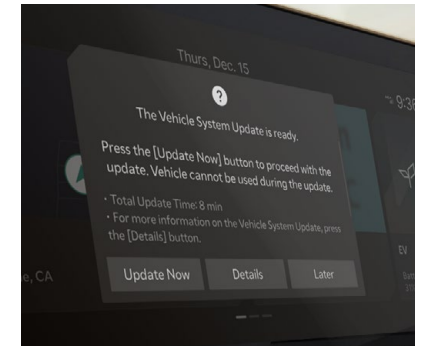
*Earth & GT-Line only

Over-the-Air (OTA) wireless software updates.

Kia Connect ensures your car always has the latest performance and safety software with Over-the-Air updates.

Receive OTA updates as you drive to improve key vehicle functions, such as powertrain, drivetrain, infotainment system, battery and the advanced driver assistance systems (ADAS).


Just accept the OTA update in your EV3 and you can be confident of having the latest safety and performance features without the need to visit a dealership or service centre.




An EV for everyone.

Inspiration comes in many forms. Kia offers a whole family of advanced electric vehicles to fit your needs and lifestyle.

ARRIVING Q3 2025



EV9



EV5



EV6



EV4



EV3

Wheels.

Striking and dynamic, the EV3's wheel covers emphasise Kia's bold design ethos: Opposites United.



17" Alloy (Light)



19" Alloy (Earth)



19" Alloy (GT-Line)

Exterior Colours (Light, Earth & GT-Line)

All colours and trim materials are based on data available at the time of publication and subject to change without notice.



Clear White (Light trims only)



Snow White Pearl (Earth & GT-Line exclusive)



Aventurine Green



Ivory Silver



Shale Grey



Aurora Black Pearl

Specifications.

EV3

Specifications key:

- = included
- = not included

SR - Standard Range
LR - Long Range

	LIGHT SR 2WD	LIGHT LR 2WD	EARTH LR 2WD	GT-LINE LR 2WD
DRIVETRAIN				
Driven Wheels	Front Wheel Drive (2WD)			
Electric Motor Type	Permanent Magnet Synchronous Motor (PMSM)			
Maximum Power	150 kW			
Maximum Torque	283 Nm			
BATTERY				
Battery Type	Lithium-Ion (NCM type)			
Battery Capacity (kWh)	58.3 kWh (Gross)		81.4 kWh (Gross)	
Battery Weight (kg)	375 kg		470 kg	
TRANSMISSION				
Gearbox	Single Speed Reduction Gear (SSRG)			
Final Gear Ratio	11.55			
Shift Controller type	Column Type Shift-By-Wire (SBW)			
MAXIMUM RANGE*, ENERGY CONSUMPTION & PERFORMANCE				
All Electric Range (WLTP) - Combined	436 km	605 km	563 km	563 km
Energy Consumption (kWh / 100km) - Combined	14.9 kWh/100km	14.9 kWh/100km	16.2 kWh/100km	16.2 kWh/100km
Drag Coefficient (Cd)	0.263 Cd			
CO ₂ Emissions	0g / km			
Maximum Speed	170 km/h			
0 - 100 km/h	7.5 seconds	7.7 sec		7.9 sec
AC NORMAL CHARGING**				
On Board Charger (OBC) Maximum Charging Rate	Up to 10.5 kW			
Charging Time - ICCB (In Cable Control Box) Unit (10% - 100%)	Approx. 23 hr 10 min		Approx. 32 hr 10 min	
Charging Time - 11kW AC Charger (10% - 100%)	Approx. 5 hr 20 min		Approx. 7 hr 15 min	
DC FAST CHARGING**				
DC Charger Maximum Charging Rate	Up to 100kW		Up to 128kW	
DC Fast Charger - 50kW (10% - 80%)	Approx. 55 min		Approx. 79 min	
DC Ultra Fast Charger - SR up to 100kW LR up to 128kW (10% - 80%)	Approx. 29 Minutes		Approx. 31 Minutes	
SUSPENSION				
Front Suspension	Macpherson Strut			
Rear Suspension	Multi-4 Link			
WHEELS & TYRES				
Tyres / Wheels	215/60 R17		215/50 R19	
Wheel Size / Type	17" Alloy		19" Alloy	19" Alloy (GT-Line Exclusive)
Tyre Pressure Monitoring System (TPMS)	●	●	●	●
Spare Wheel Type	Temporary Mobility Kit (TMK)			
BRAKES				
Front Brakes (Type / Diameter)	305 mm Ventilated Discs			
Rear Brakes (Type / Diameter)	284mm Solid Discs		300mm Solid Discs	
Electric Park Brake with Auto Hold	●	●	●	●

Specifications.

EV3 (continued)

Specifications key:

- = included
- = not included

SR - Standard Range
LR - Long Range

	LIGHT SR 2WD	LIGHT LR 2WD	EARTH LR 2WD	GT-LINE LR 2WD
STEERING				
Steering System	Column Mounted Motor Driven Power Steering (C-MDPS)			
Minimum Turning Radius (Meters)	5.19 m			
Steering Wheel Adjustment	Manual Tilt & Telescopic			
Drive Mode Integrated Control - Normal, Eco, Sport, MyDrive, Snow	●	●	●	●
Paddle Shifters with Regenerative Braking Control	●	●	●	●
SAFETY FEATURES				
Safety Rating	ANCAP - Not Yet Tested			
Anti-Lock Braking System (ABS)	●	●	●	●
Electronic Stability Control (ESC) & Vehicle Stability Management (VSM)	●	●	●	●
Multi-Collision Brake System (MCB)	●	●	●	●
Forward Collision Avoidance Assist (FCA) - Car, Pedestrian, Cyclist & Junction Turning/Crossing	●	●	●	●
Lane Keep Assist System (LKA)	●	●	●	●
Lane Follow Assist System (LFAS)	●	●	●	●
Driver In Cabin Status Monitor - Camera Type	●	●	●	●
Blind Spot Collision Avoidance Assist - Rear (BCA)	●	●	●	●
Highway Driving Assist (HDA)	●	●	●	●
Smart Cruise Control (SCC) with Stop & Go	●	●	●	●
Intelligent Speed Limit Assist (ISLA)	●	●	●	●
Manual Speed Limit Assist (MSLA)	●	●	●	●
Parking Collision Avoidance Assist (PCA) - Reverse	-	-	●	●
Blind Spot View Monitor (BVM)	-	-	●	●
e-Call (SOS Call)	●	●	●	●
Driver & Front Passenger Airbags	●	●	●	●
Front Centre-Side Airbag	●	●	●	●
Front Side Airbags (1st Row)	●	●	●	●
Curtain Airbags (1st & 2nd Rows)	●	●	●	●
Front Seatbelt Pretensioners with Load Limiters	●	●	●	●
Height Adjustable Front Seatbelts	●	●	●	●
3 Point ELR Seatbelts (All Seats)	●	●	●	●
Seatbelt Reminders for all Seats	●	●	●	●
Rear Seat Occupant Alert - Basic Type	●	●	●	●
ISOFIX Child Seat Anchor Points (2x 2nd Row)	●	●	●	●
Top Tether Child Seat Anchor Points (3x 2nd Row)	●	●	●	●
Speed Sensing Auto Door Lock	●	●	●	●
Remote Smart Park Assist (RSPA)	-	-	●	●
Parking Sensors	Front & Rear	Front & Rear	Front & Rear	Front & Rear
Rear View Monitor with Dynamic Guidelines	●	●	-	-
Surround View Monitor (SVM) with Dynamic Guidelines	-	-	●	●
EXTERIOR FEATURES				
LED Headlights (Standard Projection Type)	●	●	●	-
LED Headlights (Small Cube Projection Type)	-	-	-	●
Dynamic Welcome Light	-	-	-	●
LED Daytime Running Lights (DRL)	●	●	●	●

	LIGHT SR 2WD	LIGHT LR 2WD	EARTH LR 2WD	GT-LINE LR 2WD
EXTERIOR FEATURES CONTINUED				
Dusk-Sensing Automatic Headlights	●	●	●	●
Rear Spoiler with LED High Mount Stop Light	●	●	●	●
LED + Halogen Bulb Combination type Tail lights	●	●	●	-
Full LED Combination Tail Lights	-	-	-	●
LED Rear Fog Lamp	●	●	●	●
Electrically Adjustable, Folding & Heated Exterior Mirrors	●	●	●	●
Flush Outside Door Handle for Front Doors (Manual Handle)	●	●	●	●
Privacy Glass (Rear Windows & Tailgate)	-	-	●	●
Hidden-type Rear Wiper	●	●	●	●
Side Sill Finish	Black		Glossy Black	
Door Garnish Finish	Silver Paint		Chrome Coating	Body Coloured
Window Beltline Finish	Black		Glossy Black	
Glossy Black Roof Rails	●	●	●	●
INTERIOR FEATURES				
Seating Configuration	5 Seats			
Interior Seat Trim	Cloth		Composite Leather	
Manual Driver's Seat with Height Adjust (Pumping Device)	●	●	-	-
Power Driver's Seat with Lumbar support	-	-	●	-
Power Driver's Seat with Lumbar Support & Memory Function	-	-	-	●
Manual Front Passenger's Seat with Height Adjust (Pumping Device)	●	●	●	-
Power Front Passenger's Seat with Lumbar Support	-	-	-	●
Height Adjustable Headrests with Driver & Passenger Up/Down & Sliding	●	●	●	●
Mesh Type Headrests (Driver & Front Passenger)	-	-	-	●
Heated Front Seats	-	-	●	●
Ventilated Front Seats	-	-	-	●
Driver & Front Passenger Premium Relaxation Seat Function	-	-	-	●
2nd Row Centre Armrest with Cup Holder	●	●	●	●
60:40 Split Folding 2nd Row Seat	●	●	●	●
2-Spoke Composite Leather Steering Wheel	●	●	●	-
3-Spoke Composite Leather Sports Steering Wheel	-	-	-	●
Heated Steering Wheel	-	-	●	●
Alloy Pedals	-	-	-	●
Black Paint Inside Door Handle Coating	●	●	●	●
Metal Paint Finish Centre fascia	●	●	●	●
Driver & Front Passenger's Seat Back Panel with Pocket	●	●	●	●
Front Overhead Console LED Lamp & 2nd Row Lamps	●	●	●	●
Rear Cargo LED Lamp	●	●	●	●
Interior Ambient Mood Lighting	-	-	-	●
Front Sliding Console Table	-	-	-	●
Front Trunk (Frunk)	●	●	●	●
Rear Luggage Board	●	●	●	●
Cargo Net Hook	●	●	●	●
COMFORT & CONVENIENCE FEATURES				
12.3" Full Digital Instrument Cluster	●	●	●	●
5" HVAC (Heating, Ventilation & Air Conditioning) Display	●	●	●	●
12.3" Satellite Navigation System	●	●	●	●
Kia Connect - Connected Car Service (CCS) & Over-The-Air (OTA) Updates	●	●	●	●
Apple CarPlay™ ∞ with Voice Recognition	●	●	●	●
Android Auto™ † with Voice Recognition	●	●	●	●

	LIGHT SR 2WD	LIGHT LR 2WD	EARTH LR 2WD	GT-LINE LR 2WD
COMFORT & CONVENIENCE FEATURES CONTINUED				
Bluetooth Connectivity	●	●	●	●
AM/FM Radio	●	●	●	●
Full Colour 12" Head-up Display (HUD)	-	-	●	●
6 Speaker Audio System	●	●	●	-
Harman/Kardon Premium Sound System with 8 Speakers	-	-	-	●
Wireless Phone Charger	-	-	●	●
USB-C Charging Ports - 2x Front Tray, 1x Each Front Seat-Side	●	●	●	●
1x 12V Power Outlet - Centre Console	●	●	●	●
V2L - Vehicle to Load Interior 3-Pin NZ Type Socket (Lower of 2nd Row Seat)	●	●	●	●
V2L - Vehicle to Load Exterior Adaptor (Type 2 to 3-Pin NZ Type Socket)	●	●	●	●
Steering Wheel Mounted Audio/Bluetooth Controls	●	●	●	●
Dual Zone Climate Control Air Conditioning	●	●	●	●
2nd Row Rear Console Ventilation Duct	●	●	●	●
Auto Window Defogger	●	●	●	●
Front Retractable Cup Holders	●	●	●	●
Centre Console Storage Tray	●	●	●	●
Electro Chromic Rear View Mirror (ECM)	-	-	●	●
Power Windows with Front Auto Up/Down & Safety function	●	●	-	-
Power Windows with Front & Rear Auto Up/Down & Safety function	-	-	●	●
Remote Central Locking	●	●	●	●
Rain Sensing Front Wipers	●	●	●	●
Smart Key with Interior Vehicle Start/Stop Button	●	●	●	●
Immobilizer	●	●	●	●
Sliding Sunvisors with LED Illuminated Vanity Mirrors	●	●	●	●
Power Tailgate	-	-	-	●
Heat Pump System	-	-	-	●
DIMENSIONS				
Overall Length (mm)		4,300 mm		4,310 mm
Overall Width (mm)		1,850 mm		1,850 mm
Overall Height - Including Antenna (mm)		1,560 mm		1,570 mm
Wheelbase (mm)		2,680 mm		2,680 mm
Minimum Ground Clearance (mm)		140 mm		147 mm
WEIGHT & CAPACITIES				
Tare Weight	1,845 kg		1,930 kg	
Luggage Capacity - 2nd & 3rd Row Seats Up/Down (VDA)		460 L / 1,251 L		
Front Trunk (Frunk) Capacity		25 L		
Towing Capacity - Braked / Unbraked	500 kg / 500 kg		1,000 kg / 750 kg	

Information contained herein is for comparative purposes only. Specifications at any given time may vary to the above.

* Driving range figures standards are calculated using the World Harmonised Light Vehicle Test Procedure (WLTP). Actual results achieved will differ according to operating conditions and driving style.

** Charging times of the high-voltage battery may vary according to the condition and durability of the high-voltage battery, charger specifications and ambient temperature.

*** Not all handsets may be compatible.

^ Charge time with 350kW DC ultra-fast charger. Actual charge will vary with options, driving conditions, driving habits, vehicle maintenance, charging practice, battery age, weather, temperature and your vehicle's condition.

∞ Apple CarPlay: Requires an iPhone 5 or later and it is recommended to always update your iPhone to the latest iOS release. Use the Apple Lightning cable provided with your phone, or Apple-certified Lightning cable.

† Android Auto: Requires an Android phone with Android 5.0 Lollipop or higher. It is recommended to always update your phone to the latest OS release. Use the USB cable provided with your phone.

Kia cannot guarantee continued compatibility.

Kia confidence goes further.



All new Kia EV3 Vehicles come with an impressive 7-Year/150,000 km (whichever comes first) Warranty Programme covering against manufacturing or assembly defects. This warranty programme is transferable between owners and emphasises our commitment to our customers.



All new Kia EV3 vehicles powered by a high-voltage drive battery come with a 8-year/160,000 km (whichever comes first) warranty that covers components found in the drive battery case. In the event that your vehicle becomes immobile due to a high voltage battery or system failure, we'll cover the cost of the tow to the nearest authorised Kia dealer.



A Roadside Assistance Programme for the duration of the Warranty Period is also offered on every new Kia at no cost. In the unlikely event that your Kia has broken down, help is only a call away and trained staff will be dispatched to your location. If a repair cannot be conducted on the spot, the vehicle will be towed free of charge to the nearest Kia dealer.



Your new EV3 comes with a complimentary 5-year subscription to Kia Connect and Over-the-Air (OTA) Updates. Synchronise destinations, check the vehicle status, control certain vehicle functions and more with the Kia Connect app.



Movement that inspires