

Kia EV9



Movement that inspires



JANUARY 2026

We're taking electric to a whole new place.

At Kia, a new force is moving us forward.

We call it Opposites United; a new design philosophy that uses the concepts of disruption and contrast to create beautiful, sustainable and inspiring mobility.

Now with EV9 we're taking we're taking Opposites United in a bold new direction with an all-electric SUV that redefines what's possible.



Movement that inspires



EV9. The next big thing.

Imposing, capable and comfortable, the fully electric Kia EV9 sets a new benchmark for full-sized SUV's.

Whether it's cruising over 500 kilometres* on a single charge or towing the boat to the bach, with the new seven-seat EV9 you have the power and range to go wherever life's adventures take you.



Plug in and play.

With the choice of Rear Wheel Drive (RWD) or All Wheel Drive (AWD) electric powertrains, the EV9 opens your horizons to new adventures.



EV9 is designed with Kia's E-GMP (Electric Global Modular Platform) and 4th generation battery technology, ensuring road trip-worthy comfort, spirited performance and extended range.

With 177mm of ground clearance, EV9's purpose-built EV platform can handle going beyond the blacktop.

The standard EV9 Light offers a potent 160 kW and 350 Nm of torque, while the dual motor, AWD EV9 Earth and GT Line models deliver 282.6 kW and a massive 700 Nm - taking you from 0 to 100 km/h in just 6 seconds.

The EV9 Earth and GT-Line add the surefooted confidence of torque-vectoring e-AWD, with dual motors delivering blistering acceleration and assured all-weather traction.



Power your adventures.

With ultra-fast charging, your EV9 won't be standing still for long.

EV9's multi-charging system accepts both 400 V and 800 V DC chargers, giving you access to hundreds of charging stations around New Zealand. Regenerative braking extends your range even further, while waste heat is recaptured to reduce winter range loss by almost 19% (grade dependent).

Domestic wall charger



When you need a little extra boost for something else, like inflating an air-mattress or running a fridge, EV9's Interior Vehicle-to-load (V2L) delivers 3.6kW of 220 V AC power - more than enough to run your devices.

An External V2L kit is also available as a vehicle accessory from your Kia dealer.

Overseas Model Shown



Space capsule.

Inspired by Kia's 'Opposites United' design philosophy, the interior of the EV9 is a showcase of minimalist luxury.

The long wheelbase and flat floor create an ultra wide cabin with generous space for seven passengers to relax in comfort in three rows of seats.

A floating console houses two panoramic HD touchscreens, while Dual Zone Climate Air Conditioning maintains a perfect interior temperature.

The driver and front passenger enjoy heated and cooled seats with power adjustment and power lumbar support standard across the range. GT Line models add driver and front Passenger Premium Relaxation Seats with a memory power driver's seat as well as heated and ventilated second row outer seats.

Even with the seats up, there's still plenty of space for gear with an enormous 2,318 litres of space available when the 2nd and 3rd row seats are lowered.



GT Line Only,
Overseas Model Shown



Overseas Model Shown

Fully loaded.

The EV9 has so much onboard technology it's amazing that it still has plenty of room for seven passengers.



From the moment you activate the EV9 using fingerprint recognition or your Smart Key, a suite of advanced systems are at your service to make driving effortless.

Two panoramic 12.3" touch screens, plus a 5" HVAC (Heating, Ventilation & Air Conditioning) screen displays satellite navigation and infotainment with effortless control via Apple Car Play™ or Android Auto™

On the road, the EV9's augmented reality, heads-up display projects key information, including speed, navigation guidance and lane safety information onto the windscreen.

All-electric drive and sound insulation combine to create a hushed and Zen-like cabin, perfect for enjoying the 8-speaker audio system or 14-Speaker Meridian® surround sound system in GT Line models.

On AWD models, the Surround View Monitor provides a zoomable, 360 degree view of your EV9 and its surroundings - a great confidence boost when manoeuvring in tight spaces or parallel parking. Alternatively, simply leave it to the Remote Smart Parking Assist on GT Line models to park your EV9 for you.



Overseas Model Shown

Flying fortress.

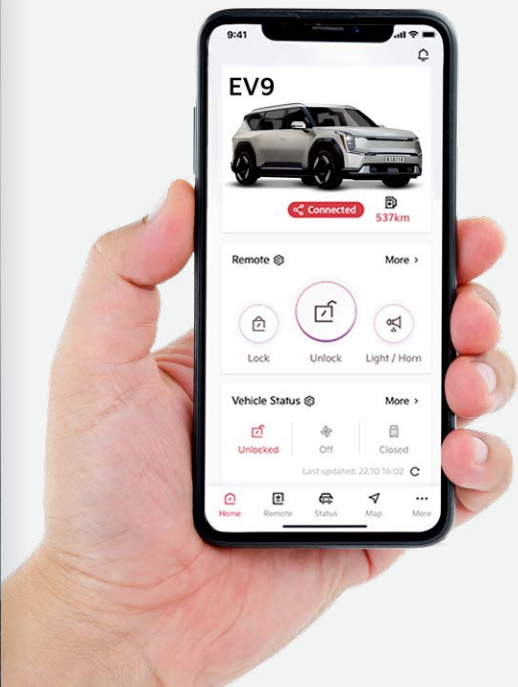
More than 20 advanced driver-assistance and collision avoidance systems make the EV9 one of the safest vehicles on the road.

While reversing at low speed from a park, the EV9 warns you and assists with braking if it detects an oncoming vehicle. When you exit the EV9, Safe Exit Assist will warn you and if necessary, keep the door locked if it detects a vehicle approaching from behind in the blind spot.

On the open road, Smart Cruise Control (SCC) with Stop & Go uses radar sensors and a camera to maintain a safe distance from the vehicle directly ahead while a trio of anti-collision systems scans for pedestrians and oncoming vehicles at intersections.




Kia Connect™



The Kia Connect app is **your digital co-pilot.***

Use it to set a comfortable cabin temperature before you get in, lock or unlock your EV9 and locate nearby charging stations. There's even a Valet Mode that keeps an eye on your EV9 when you hand over the keys to someone else.

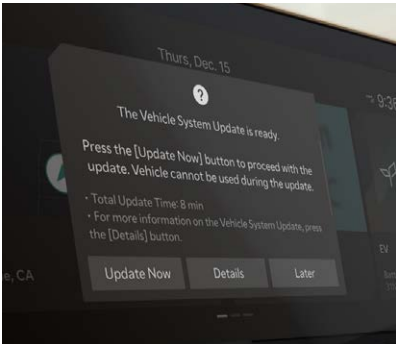
- 
Valet Parking Mode
- 
SOS Call
- 
PO Search & Weather Update
- 
Remote Climate Control
- 
EV Charging Locations & Status
- 
Remote Lock
- 
Destination Send to Vehicle
- 
Real-time Vehicle Tracking
- 
Vehicle Health Status

Over-the-Air (OTA) wireless software updates.*

Kia Connect ensures your car always has the latest performance and safety software with Over-the-Air updates.

Receive OTA updates as you drive to improve key vehicle functions, such as powertrain, drivetrain, infotainment system, battery and the advanced driver assistance systems (ADAS).

Just accept the OTA update in your EV9 and you can be confident of having the latest safety and performance features without the need to visit a dealership or service centre.



*Kia Connect & OTA Updates available on MY26 variants only.

An EV for everyone.

Inspiration comes in many forms. Kia offers a whole family of advanced electric vehicles to fit your needs and lifestyle.



EV9



EV5



EV6



EV4



EV3

Colour inspired by nature.

Personalise your EV9 in exterior colours inspired by nature: Light, Air, Earth and Water. Our BTX-free paint process offers a high-quality protection and finish while minimising the use of polluting chemicals.

Gloss




Snow white pearl



Panthera metal



Aurora black



Ivory silver



Ocean blue



Iceberg green

Matte*



Ivory silver



Ocean blue

Wheels.

A big footprint, without a big carbon footprint.



19" Alloy



20" Alloy



21" Alloy*

*Only Available on GT-Line

Specifications.

	LIGHT	EARTH	GT-LINE	
DRIVETRAIN	Standard Range (SR)		Long Range (LR)	
Driven Wheels	Rear Wheel Drive (RWD)		All Wheel Drive (AWD)	
Electric Motor Type	Permanent Magnet Synchronous Motor (PMSM)			
Maximum Power - Front Motor / Rear Motor	- / 160kW		141.3 kW / 141.3 kW	
Maximum Torque - Front Motor / Rear Motor	- / 350 Nm		350 Nm / 350 Nm	
Combined System Output (Power / Torque)	160 kW / 350 Nm		282.6 kW / 700 Nm	
BATTERY				
Battery Type	Lithium-ion			
Battery Capacity (kWh)	76.1 kWh (Gross)		99.8 kWh (Gross)	
Voltage (V) & Capacity (Ah)	632V / 120.6Ah		552V / 180.9Ah	
Battery Weight (kg)	463.3 kg		556.5 kg	
Battery Heating System	●	●	●	
TRANSMISSION				
Gearbox	Single Speed Reduction Gear (SSRG)			
Final Gear Ratio (Constant)	13.16		10.65 (Front) / 13.16 (Rear)	
Shift Controller type	Column-Type Shift-By-Wire (SBW)			
MAXIMUM RANGE, ENERGY CONSUMPTION & PERFORMANCE				
All Electric Range (WLTP) - Combined	443 km		492 km	505 km
Energy Consumption (kWh / 100km) - Combined	19.5 kWh / 100km		23.1 kWh / 100km	22.8 kWh / 100km
CO ₂ Emissions	0g / km			
Maximum Speed	190 km / h		200 km / h	
0 - 100 km/h	8.2 seconds		6.0 seconds	
AC NORMAL CHARGING**				
On Board Charger (OBC) Maximum Capacity	10.5 kW			
AC Charge with ICCB (In Cable Control Box) unit (10% - 100%)	Approx 31 Hours		Approx 40 Hours 35 Minutes	
AC Charge with 11kW Charger (10% - 100%)	Approx 7 Hours		Approx 9 Hours 5 Min	
DC FAST CHARGING**				
DC Fast Charger - 50kW* (10% - 80%)	Approx 63 Minutes		Approx 83 Minutes	
DC Ultra Fast Charger - 210kW* for LIGHT RWD, 235kW* for EARTH AWD & GT-LINE AWD (10% - 80%)	Approx 20 Minutes		Approx 24 Minutes	
SUSPENSION				
Front Suspension	McPherson Strut with Dual Lower Arm Type			
Rear Suspension	Multi-Link (5 Link)			
WHEELS & TYRES				
Tyres / Wheels	255 / 60R19		275 / 50R20	285 / 45R21
Wheel Size / Type	19" Alloy		20" Alloy	21" Alloy
Alloy Wheel Aero Cover	●		●	●
Tyre Brand	Nexen		Kumho	Continental
Tyre Pressure Monitoring System (TPMS)	●		●	●
Spare Wheel Type	Temporary Mobility Kit (TMK)			
BRAKES				
Front Brakes (Type / Diameter)	360 mm Ventilated Discs			
Rear Brakes (Type / Diameter)	345 mm Solid Discs			
Electric Park Brake with Auto Hold	●		●	●

Specifications (continued)

	LIGHT	EARTH	GT-LINE
STEERING			
Steering System	Rack Mounted MDPS (R-MDPS)		
Minimum Turning Radius (Meters)	6.19 m		
Steering Wheel Turn (Lock to Lock)	2.93		
Steering Wheel Adjustment	Manual Tilt & Telescopic	Electric Tilt & Telescopic (with Memory Seat)	
Drive Mode Integrated Control	●	●	●
SAFETY FEATURES			
Safety Rating	5★ ANCAP Safety Rating (2023 Stamp)		
Forward Collision Avoidance Assist (FCA) - Car, Pedestrian, Cyclist & Junction Turning / Crossing	●	●	●
Lane Keep Assist System (LKA)	●	●	●
Lane Follow Assist System (LFAS)	●	●	●
Driver In Cabin Status Monitor - Camera Type	●	●	●
Blind Spot Collision Avoidance Assist - Rear (BCA)	●	●	●
Rear Cross Traffic Collision Avoidance Assist (RCCA)	●	●	●
Highway Driving Assist (HDA)	●	●	●
Parking Collision Avoidance Assist (PCA) - Reverse	-	●	-
Parking Collision Avoidance Assist (PCA) - Reverse, Forward & Side	-	-	●
Blind Spot View Monitor (BVM)	-	●	●
Smart Cruise Control (SCC) with Stop & Go	●	●	●
Intelligent Speed Limit Assist (ISLA)	●	●	●
Manual Speed Limit Assist (MSLA)	●	●	●
Anti-Lock Braking System (ABS)	●	●	●
Electronic Stability Control (ESC) & Vehicle Stability Management (VSM)	●	●	●
Multi-Collision Brake System (MCB)	●	●	●
Hill-Start Assist Control (HAC)	●	●	●
Trailer Stability Assist (TSA)	●	●	●
Driver & Front passenger airbags	●	●	●
Front Centre-Side Airbag	●	●	●
Front Side Airbags	●	●	●
2nd Row Side Airbags (Outer seats)	●	●	●
Curtain Airbags (1st, 2nd & 3rd Rows)	●	●	●
Front Seatbelt Pretensioners with Load Limiters	●	●	●
Height Adjustable Front Seatbelts	●	●	●
3 Point ELR Seatbelts (All Seats)	●	●	●
Seatbelt Reminders for all Seats	●	●	●
Rear Seat Occupant Alert with Sensor	●	●	●
Safe Exit Assist (SEA) - Warning / Locking	●	●	●
ISOFIX Child Seat Anchor Points (2x 2nd Row & 2x 3rd Row)	●	●	●
Top Tether Child Seat Anchor Points (3x 2nd Row & 2x 3rd Row)	●	●	●
Power Child Safety Lock (Auto)	●	●	●
Speed Sensing Auto Door Lock	●	●	●

Specifications (continued)

	LIGHT	EARTH	GT-LINE
SAFETY FEATURES CONTINUED			
Remote Smart Park Assist (RSPA)	-	-	●
Parking Sensors	Front & Rear	Front, Rear & Side	
Rear View Monitor with Dynamic Guidelines	●	-	-
Surround View Monitor (SVM) with Dynamic Guidelines and 3D mode	-	●	●
EXTERIOR FEATURES			
LED Headlights (Standard Projection type)	●	●	-
LED Headlights with Intelligent Front Lighting (Cube Projection type)	-	-	●
LED Daytime Running Lights (DRL)	●	●	●
Dusk-Sensing Automatic Headlights	●	●	●
EV9 Exclusive Welcome Light (Front & Rear)	●	●	●
Rear Spoiler with LED High Mount Stop Light	●	●	●
Rear LED Fog Lamp	●	●	●
LED Rear Combination Lamps	●	●	●
Electro Chromic Side Mirrors (Electrically adjustable, Folding & Heated)	●	●	-
Camera type Digital Side Mirrors with Electric Folding	-	-	●
Auto Flush Outside Door Handle (Body Coloured)	●	●	●
Acoustic Windshield with Solar Front Door Glass	●	●	●
Laminated Front & Rear Windows	●	●	●
Solar Glass (Rear Windows & Tailgate)	●	●	-
Privacy Glass (Rear Windows & Tailgate)	-	-	●
Aeroblade Front Wipers	●	●	●
Body Coloured Front Grille	●	●	●
Bumper Trim	Non-Painted	Black Paint	
Bumper Molding	Bright Colour		Black
Side Sill - Non Painted	●	●	●
Door Garnish	Non-Painted	Black Paint	
Window Beltline	Satin Finish		Dark Satin Finish
Front Tilting & Sliding Power Sunroof	-	-	●
Roof Rails	Low Profile Type		Bridge Type
INTERIOR FEATURES			
Seating Configuration	7 Seats		
Interior Seat Trim	Composite Leather		
Power Driver & Front Passenger Seats	●	●	● (With Driver seat's memory function)
Driver's Seat Power Lumbar Support (Aircell Type)	●	●	●
Front Passenger's Seat Power Lumbar Support (Aircell Type)	●	●	●
Height Adjustable Headrests with Driver & Passenger Up / Down & Sliding	●	●	●
Driver's Seat Power Bolster Adjuster	-	-	●
Heated & Ventilated Front Seats	●	●	●

Specifications (continued)

	LIGHT	EARTH	GT-LINE
INTERIOR FEATURES CONTINUED			
Heated & Ventilated 2nd Row Outer Seats	-	-	●
Driver & Front Passenger Premium Relaxation Seats	-	-	●
60:40 Split Folding 2nd Row Seat	●	●	●
50:50 Split Folding 3rd Row Seat	●	●	●
Walk-in Device (Rear)	●	●	●
4-Spoke Composite Leather Steering Wheel with Paddle Shifters (Brake regeneration adjustment)	●	●	●
Heated Steering Wheel	●	●	●
Alloy Sports Pedals	-	-	●
Inside Door Handle Coating	Metal Paint finish	IP Coating	
Interior Ambient Mood Lighting	-	●	●
Premium Driver & Front Passenger's Seat Back Panel	●	●	●
Front Overhead Console LED Lamp & 3rd Row Lamps	●	●	●
Rear Cargo LED Lamp	●	●	●
Front Trunk (Frunk) LED Lamp	●	●	●
Centre Console Storage	Standard	Cloth	
Door Scuff	Standard	Metal	Metal
Centre Fascia Pattern	Metal Paint finish	Satin Chrome finish	
Interior Roof & Pillar Trim	Cloth	Suede	
Luggage Cargo Screen	●	●	●
Luggage Net & Net Hook	●	●	●
COMFORT & CONVENIENCE FEATURES			
12.3" Colour Instrument Cluster	●	●	●
5" HVAC (Heating, Ventilation & Air Conditioning) Display	●	●	●
12.3" Satellite Navigation Multimedia System	●	●	●
Kia Connect - Connected Car Service (CCS) & Over-The-Air (OTA) Updates	●	●	●
AM / FM Radio & DAB Digital Radio	●	●	●
Wired Apple CarPlay™ ∞ with Voice Recognition	●	●	●
Wired Android Auto™ †with Voice Recognition	●	●	●
Bluetooth Connectivity	●	●	●
Full Colour Head-up Display (HUD)	-	-	●
8 Speaker Audio System	●	●	-
14 Speaker Meridian® Premium Sound System	-	-	●
Wireless Phone Charger	●	●	●
USB Charging Ports - Outside Console, Front Seat - Side & 3rd Row	●	●	●
2x 12V Power Outlet - 1x Floor Console, 1x Rear Luggage Side	●	●	●
Interior Vehicle-To-Load (V2L) Outlet - Cargo Side	●	●	●
Exterior V2L Capability	(Requires Adaptor Sold As Optional Accessory)		●
Steering Wheel Mounted Audio / Bluetooth Controls	●	●	●

Specifications (continued)

	LIGHT	EARTH	GT-LINE
COMFORT & CONVENIENCE FEATURES CONTINUED			
Dual Zone Climate Control Air Conditioning (1st Row)	●	●	●
2nd Row Rear Air Conditioning & 3rd Row Vents	●	●	●
Auto Window Defogger	●	●	●
2nd Row Seat Heating Duct	●	●	●
Electro Chromic Rear View Mirror (ECM)	●	●	-
Electro Chromic Rear View Mirror (ECM) with Full Digital Display	-	-	●
Power Windows with Auto Up / Down & Safety function (1st & 2nd Rows only)	●	●	●
Remote Central Locking	●	●	●
Rain Sensing Front Wipers	●	●	●
Low Washer Fluid Warning	●	●	●
Fingerprint Recognition	●	●	●
Smart Key with Interior Engine Start / Stop Button	●	●	●
Immobilizer	●	●	●
Sliding Sunvisors with LED Illuminated Vanity Mirrors	●	●	●
Sunshade Blind (2nd Row)	-	-	●
Power Tailgate	●	●	●
PTC Heater & Heat Pump System	●	●	●
DIMENSIONS			
Overall Length (mm)	5,010 mm		5,015 mm
Overall Width (mm)		1,980 mm	
Overall Height (mm)	1,750 mm		1,780 mm
Wheelbase (mm)		3,100 mm	
Minimum Ground Clearance (mm)		177 mm	
WEIGHT AND CAPACITIES			
Tare Weight	2,301 kg	2,540 kg	2,624 kg
Luggage Capacity - 2nd & 3rd Row Seats Up / Down (VDA)		312L / 2,318L	
Front Trunk (Frunk) Capacity	90L		52L
Towing Capacity - Braked / Unbraked	900 kg / 450 kg	2,500 kg / 750 kg	

Information contained herein is for comparative purposes only. Specifications at any given time may vary to the above.

* Driving range figures standards are calculated using the World Harmonised Light Vehicle Test Procedure (WLTP). Actual results achieved will differ according to operating conditions and driving style.

** Charging times of the high-voltage battery may vary according to the condition and durability of the high-voltage battery, charger specifications and ambient temperature.

*** Not all handsets may be compatible.

**** Maximum Towing Capacity should only be achieved when the battery has more than 35% charge remaining.

^ Charge time with 350kW DC ultra-fast charger. Actual charge will vary with options, driving conditions, driving habits, vehicle maintenance, charging practice, battery age, weather, temperature and your vehicle's condition.

∞ Apple CarPlay: Requires an iPhone 5 or later and it is recommended to always update your iPhone to the latest iOS release. Use the Apple Lightning cable provided with your phone, or Apple-certified Lightning cable.

† Android Auto: Requires an Android phone with Android 5.0 Lollipop or higher. It is recommended to always update your phone to the latest OS release. Use the USB cable provided with your phone.

Kia cannot guarantee continued compatibility.

Please note: Model Year 2026 EV9 will undergo all necessary inspections when available. Until inspections are complete, all information, specifications and illustrations are based on data available at the time of publication and subject to change without notice.

Kia confidence goes further.



All new Kia EV9 from 1st April, 2025 come with an impressive 7-Year/150,000 km (whichever comes first) Warranty Programme covering against manufacturing or assembly defects. This warranty programme is transferable between owners and emphasises our commitment to our customers.



All new Kia vehicles that are powered by a high-voltage drive battery come with a 8-year/160,000 km (whichever comes first) warranty that covers components found in the drive battery case. In the event that your vehicle becomes immobile due to a high voltage battery or system failure, we'll cover the cost of the tow to the nearest authorised Kia dealer.



A Roadside Assistance Programme for the duration of the Warranty Period is also offered on every new Kia at no cost. In the unlikely event that your Kia has broken down, help is only a call away and trained staff will be dispatched to your location. If a repair cannot be conducted on the spot, the vehicle will be towed free of charge to the nearest Kia dealer.

