

Kia Sorento

HEV / PHEV



Movement that inspires



SEPTEMBER 2025

Overseas Model Shown

Sorento. Everything a luxury SUV should be.

Abundant interior space, the choice of strong and efficient powertrains and next generation technology come together in a stunning new design.

The new 7-seater Sorento redefines full-sized luxury with a style and sophistication that is unmistakably Kia.



Movement that inspires

To the power of two.

Sorento gives you the choice of two advanced powertrains, each offering spirited performance and strong towing, combined with outstanding economy.

The new Sorento HEV / PHEV is the first model in Kia New Zealand's line-up to offer future-proof engine technology at the current highest emissions standard (EU6e) that ensures maximum driving pleasure while contributing to the brand's commitment to a cleaner future. Now you can improve your engine's emissions without sacrificing the drive experience.

The Sorento Hybrid (HEV) pairs the same petrol engine with a 1.5kWh battery and 44.2kW electric motor producing 158kW of combined power and 367Nm of torque.

The Sorento Plug-in Hybrid (PHEV) gives you up to 55kms* of pure electric driving with the electric motor and 1.6-litre turbo-charged petrol engine combining to produce up to 186kW of power and 367Nm of torque.





Ventilated & heated 1st row seats and heated outer 2nd row seats available in Water models. With smart temperature comfort control, the Sorento automatically switches on the driver's heated seat and steering wheel* or ventilated seat** if there's a big difference between the climate controls and the actual cabin temperature.



So accommodating.

Generous legroom and luxuriously supportive seating allow up to seven people to travel in complete comfort.

Stretch out and enjoy the journey, knowing you'll be completely refreshed and relaxed when you reach your destination.

The Water Sorento model features a 14-way power driver's seat, with 4-way lumbar support, cushion extension & 2-position memory plus a 10-way power front passenger seat.

*Available on Earth and Water models.

**Available on Water models.

*Heated steering wheel available on Water models.

Technology in harmony.

Technology works best when you barely notice it. That's the beauty of the new Sorento with a host of intuitive systems working behind the scenes to make driving effortlessly enjoyable.



Ahead of the curve.

The panoramic, curved display integrates two 12.3" screens*, providing driving information, navigation and infotainment in an immersive driver experience. The infotainment touchscreen is completely customisable, so you can set it just the way you like it.

*12.3" Colour LCD Supervision Instrument Cluster available on Earth & Water models.
4.2" Colour LCD Multifunction Instrument Cluster available on Light models.

Automatically switch between climate and infotainment functions using the same set of controls.



With multiple USB ports and a wireless charging pad in the centre console of Earth and Water models, everyone can stay charged and connected.





Smart power tailgate.

With the hands-free smart power tailgate*, walk up to your Sorento, simply stand behind it for three seconds for the tailgate to open automatically. The smart power tailgate is customisable so you can pick the best height and speed at which it opens.

*Available on water models only.

The safest place to be.

From the open road to easing into a park, the Sorento's Advanced Driver Assistance System (ADAS) is constantly working to protect you and your passengers.



Smart Cruise Control helps you maintain a safe distance from the vehicle ahead. If the vehicle ahead stops the Sorento will reduce the effects of a collision.



Lane Follow Assist helps you stay safely in the centre of your lane.



Blind spot Collision Avoidance Assist warns you if there is a risk of collision with a rear side vehicle in the blind spot while changing lanes.



Parking Collision Avoidance Assists - Reverse (PCA) provides a warning if there is a risk of collision with a rear object while reversing. It automatically assists with emergency braking if the risk of collision increases after the warning*.



Surround View Monitor displays a variety of views of the situation around the vehicle for safe parking*.

*Available in Water models only.



Make it safely to all destinations with **Forward Collision-Avoidance Assist**. Using radar and camera data, the Sorento will sense the potential for a collision with a pedestrian, car or cyclist ahead and apply emergency braking to avoid or reduce the effects of a collision.

The Kia family of hybrids.

From compact and nimble to big and bold, there's a Kia hybrid to suit every kind of driver. Smart, efficient and built for New Zealand roads.



Niro HEV
5-seats



Sportage HEV
5-seats



Sorento HEV
7-seats



Carnival HEV
8-seats

Details make the difference.



Instrument cluster
(4.2" Colour LCD Type: Light grade)
(12.3" Colour LCD Type: Earth & Water grades)



12-speaker Bose® premium sound system
(Water grades)



3rd Row A / C Fan Control & Vents
(Earth & Water grades)



2nd row one-touch walk-in system




Integrated Driver's Seat Memory System
(Water grades)




Colour Head Up Display
(Water grades)


Colours.



Silky Silver




Snow White Pearl



Steel Gray



Cityscape Green



Interstellar Gray



Aurora Black Pearl



Mineral Blue

Colour swatches are indicative only, vehicle body colours may appear different in person.
^All visuals provided on this page are based on information available at the time of posting and are subject to change without notice.

Wheels.



17-inch alloy
Hybrid 2WD Light, Hybrid AWD Earth



19-inch alloy
Hybrid AWD Water, PHEV Earth & Water

Specifications.

Kia Sorento

Specifications key:
● = included
- = not included

| | HYBRID 2WD LIGHT | HYBRID AWD | | PLUG-IN HYBRID AWD | |
|---|---|---------------|--------------|-----------------------|--------------|
| | | EARTH | WATER | EARTH | WATER |
| MECHANICAL | | | | | |
| Engine | 1.6L-T GDI Petrol Turbocharged | | | | |
| Displacement (cc) | 1,598cc | | | | |
| Compression Ratio | 10.5 : 1 | | | | |
| Max. Power (kW @ rpm) | 118 kW @ 5,500rpm | | | | |
| Max. Torque (Nm @ rpm) | 265 Nm @ 1,500 - 3,500rpm | | | | |
| HYBRID SYSTEM | | | | | |
| Hybrid Type | Parallel (Transmission Mounted Electric Device) | | | | |
| Electric Motor Type | Permanent Magnet Synchronous Motor | | | | |
| Fuel Economy - 3P-WLTP Combined* | 5.5L / 100km | 5.6L / 100km | | 1.5L / 100km | |
| CO ₂ Emissions - 3P-WLTP Combined* | 124g / km | 127g / km | | 34g / km | |
| Maximum Power - electric motor only | 44.2 kW | | | 66.9 kW | |
| Maximum Torque - electric motor only | 264 Nm | | | 304 Nm | |
| Battery Type | Lithium-Ion | | | Lithium-Ion | |
| Battery Energy | 1.5 kWh | | | 13.8 kWh | |
| Maximum Range in EV Mode** | - | | | 55km | |
| Maximum Power - combined | 158 kW | | | 186 kW | |
| Maximum Torque - combined | 367 Nm | | | 367 Nm | |
| TRANSMISSION | | | | | |
| Gearbox | 6 Speed Automatic (Torque Converter) | | | | |
| Shift Controller Type | E-Shift Dial (Shift-By-Wire) | | | | |
| Drivetrain | Front Wheel Drive | Active AWD | | | |
| SUSPENSION | | | | | |
| Front Suspension | McPherson Strut | | | | |
| Rear Suspension | Multi-link | | | | |
| WHEELS & TYRES | | | | | |
| Tyres / Wheels | 235 / 65 R17 | 235 / 65 R17 | 235 / 55 R19 | 235 / 55 R19 | 235 / 55 R19 |
| Wheels Size / Type | 17" Alloy | 17" Alloy | 19" Alloy | 19" Alloy | 19" Alloy |
| Tyre Pressure Monitoring System (TPMS) | ● | ● | ● | ● | ● |
| Spare Wheel Type | Full Size Alloy | | | | |
| Braking System | 325mm Ventilated Front and Rear Discs | | | | |
| Electronic Parking Brake with Auto Hold | ● | ● | ● | ● | ● |
| STEERING | | | | | |
| Steering System | Rack-mounted Motor Driven Power Steering (R-MDPS) | | | | |
| Drive Mode Select System | ● | ● | ● | ● | ● |
| Terrain Mode Select | - | ● | ● | ● | ● |
| Minimum Turning Radius | 5.8m | | | | |

Specifications key:
● = included
- = not included

| | HYBRID 2WD LIGHT | HYBRID AWD | | PLUG-IN HYBRID AWD | |
|--|-------------------------------------|---------------|--------------------|-----------------------|--------------------|
| | | EARTH | WATER | EARTH | WATER |
| SAFETY FEATURES** | | | | | |
| Steering Wheel Adjustment | Tilt and telescopic | | | | |
| Safety Rating | 5★ ANCAP Safety Rating (2020 Stamp) | | | | |
| Anti-lock Braking System (ABS) | ● | ● | ● | ● | ● |
| Electronic Stability Control (ESC) with TCS | ● | ● | ● | ● | ● |
| Vehicle Stability Management (VSM) | ● | ● | ● | ● | ● |
| Multi Collision Brake (MCB) | ● | ● | ● | ● | ● |
| Trailer Stability Assist (TSA) | ● | ● | ● | ● | ● |
| Hill Start Assist Control (HAC) | ● | ● | ● | ● | ● |
| Downhill Brake Control (DBC) | ● | ● | ● | ● | ● |
| Emergency Stop Signal (ESS) | ● | ● | ● | ● | ● |
| Forward Collision Avoidance Assist - Car / Pedestrian / Cyclist / Junction | ● | ● | ● | ● | ● |
| Blind Spot Collision Avoidance Assist (BCA) | ● | ● | ● | ● | ● |
| Rear Cross Traffic Collision Avoidance Assist (RCCA) | ● | ● | ● | ● | ● |
| Lane Keep Assist System (LKAS) | ● | ● | ● | ● | ● |
| Lane Follow Assist (LFA) | ● | ● | ● | ● | ● |
| Blind Spot View Monitor (BVM) | - | - | ● | - | ● |
| Parking Collision Avoidance Assist - Reverse (PCA) | - | - | ● | - | ● |
| Driver Attention Alert (DAA+) | ● | ● | ● | ● | ● |
| Manual Speed Limit Assist (MSLA) | ● | ● | ● | ● | ● |
| Smart High Beam Assist (HBA) | ● | ● | ● | ● | ● |
| Front driver and Passenger Airbags | ● | ● | ● | ● | ● |
| Front Side Airbags | ● | ● | ● | ● | ● |
| Curtain Airbags (1st and 2nd row) | ● | ● | ● | ● | ● |
| Front Centre Side Airbag | ● | ● | ● | ● | ● |
| Front Seat Pretensions with Load Limiters | ● | ● | ● | ● | ● |
| 3-Point ELR Seatbelts on all seats | ● | ● | ● | ● | ● |
| Seatbelt Reminders for all seats | ● | ● | ● | ● | ● |
| Child Restraint Anchorage Points | 4 x Top Tether & 4 x ISOFIX | | | | |
| Safe Exit Warning (SEW) | ● | ● | ● | ● | ● |
| Safe Exit Assist (SEA) | - | - | ● | - | ● |
| Rear Seat Occupant Alert | ● | ● | ● | ● | ● |
| Speed Sensing Auto Door Lock | ● | ● | ● | ● | ● |
| Impact Sensing Auto Door Unlock | ● | ● | ● | ● | ● |
| Child Safety Rear Door Locks | ● | ● | ● | ● | ● |
| Power Child Safety Lock (Auto) | - | - | ● | - | ● |
| Engine Immobiliser | ● | ● | ● | ● | ● |
| Parking Sensors | Front & Rear | Front & Rear | Front, Side & Rear | Front & Rear | Front, Side & Rear |

Specifications.

Kia Sorento (continued)

Specifications key:

- = included
- = not included

| | HYBRID 2WD LIGHT | HYBRID AWD | | PLUG-IN HYBRID AWD | |
|---|------------------------|---------------|---------------|-----------------------|---------------|
| | | EARTH | WATER | EARTH | WATER |
| SAFETY FEATURES** CONTINUED | | | | | |
| Rearview Camera with Dynamic Guidelines | ● | ● | - | ● | - |
| Surround View Monitor with Dynamic Guidelines | - | - | ● | - | ● |
| EXTERIOR FEATURES | | | | | |
| LED Front Headlights (MFR Type) | ● | ● | - | ● | - |
| LED small cube projection Front Headlights | - | - | ● | - | ● |
| Auto Light Control | ● | ● | ● | ● | ● |
| LED Rear Combination Lights | Bulb | | ● | Bulb | ● |
| LED Daytime Running Lights | ● | ● | ● | ● | ● |
| LED Front & Rear Fog Lights | ● | ● | ● | ● | ● |
| Rear Spoiler with LED High Mounted Stop Light | ● | ● | ● | ● | ● |
| Panoramic Power Sunroof | - | - | ● | - | ● |
| Roof Rails | ● | ● | ● | ● | ● |
| Electrically Adjustable, Heated and Folding Outside Mirrors | ● | ● | ● | ● | ● |
| Body Coloured Outside Mirror with LED Side Indicators | ● | ● | ● | ● | ● |
| Satin Chrome Coloured Exterior Door Handles | ● | ● | ● | ● | ● |
| Glossy Black Radiator Grille Finish | - | ● | ● | ● | ● |
| Front and Rear Mudguards | ● | ● | ● | ● | ● |
| Chrome Finish Skid Plate (Front and Rear) | - | - | ● | - | ● |
| Chrome Coating Exterior Door Garnish | ● | ● | ● | ● | ● |
| Satin Chrome Window Beltline | ● | ● | ● | ● | ● |
| Acoustic Film (Windshield) | ● | ● | ● | ● | ● |
| Solar Glass (Windshield & Front Door) | - | ● | ● | ● | ● |
| Privacy Glass (Rear Windows & Tailgate) | - | ● | ● | ● | ● |
| Aero Blade Front Wipers | ● | ● | ● | ● | ● |
| Rear Wiper (Hidden type) | ● | ● | ● | ● | ● |
| INTERIOR FEATURES | | | | | |
| Seating Configuration | 7 Seats | | | | |
| Interior Seat Trim*** | Cloth | Leather | Nappa Leather | Leather | Nappa Leather |
| Composite Leather Steering Wheel with Paddle shifters | ● | ● | ● | ● | ● |
| Heated Steering Wheel | - | - | ● | - | ● |
| 6-Way Manual Driver Seat Incl. Height Adjust (Pumping Device) | ● | - | - | - | - |
| 6-Way Manual Front Passenger's Seat Incl. Height Adjust (Pumping Device) | ● | ● | - | ● | - |
| 10-Way Power Driver's Seat (Incl. 2-Way Lumbar Support) | - | ● | - | ● | - |
| 14-Way Power Driver's Seat (Incl. 4-Way Lumbar Support and Cushion Extension) | - | - | ● | - | ● |
| Memory Driver's Seat (2 Settings) | - | - | ● | - | ● |

Specifications key:

- = included
- = not included

| | HYBRID 2WD LIGHT | HYBRID AWD | | PLUG-IN HYBRID AWD | |
|---|------------------------|---------------|-------------|-----------------------|-------------|
| | | EARTH | WATER | EARTH | WATER |
| INTERIOR FEATURES CONTINUED | | | | | |
| 10-way Power Front Passenger's Seat (Incl. 2-Way Lumbar Support) | - | - | ● | - | ● |
| 2nd Row Sliding Walk-In Device | ● | ● | ● | ● | ● |
| Sliding & Reclining 2nd Row Seats (60:40) | ● | ● | ● | ● | ● |
| One-Touch Remote Folding 2nd Row Seats | ● | ● | ● | ● | ● |
| 2nd Row Centre Armrest | ● | ● | ● | ● | ● |
| Front Seat Headrests Adjustment (Up / Down / Sliding) | ● | ● | ● | ● | ● |
| Height Adjustable Headrests (All Seats) | ● | ● | ● | ● | ● |
| Height Adjustable Front Seatbelts | ● | ● | ● | ● | ● |
| 3-Stage Heated Front Seats | - | ● | ● | ● | ● |
| 2-Stage Heated Rear Seats (2nd Row Outer Seats) | - | - | ● | - | ● |
| 3-Stage Ventilated Front Seats | - | - | ● | - | ● |
| Driver & Front Passenger Seat Back Panel With Pocket | ● | - | - | - | - |
| Driver & Front Passenger Seat Back Panel With Pocket - Premium | - | ● | ● | ● | ● |
| Interior Mood Lighting | - | - | ● | - | ● |
| LED Interior Lights (Front & Rear) | Bulb | | ● | Bulb | ● |
| Cloth A / B Pillar Cover | - | - | ● | - | ● |
| Alloy Pedals | - | - | ● | - | ● |
| Inside Door Handle | Metal Paint | | ION Plating | Metal Paint | ION Plating |
| Centre Fascia Trim | Metal Paint | | Insert Film | Metal Paint | Insert Film |
| Luggage Screen | ● | ● | ● | ● | ● |
| Luggage Net Hook | ● | ● | ● | ● | ● |
| Under Floor Box | ● | ● | ● | ● | ● |
| COMFORT & CONVENIENCE FEATURES | | | | | |
| 4.2" Colour LCD Multifunction Instrument Cluster | ● | - | - | - | - |
| 12.3" Colour LCD Supervision Instrument Cluster | - | ● | ● | ● | ● |
| 12.3" Satellite Navigation System | ● | ● | ● | ● | ● |
| 6 Speaker Audio System | ● | ● | - | ● | - |
| BOSE® Premium Sound System with 12 Speakers | - | - | ● | - | ● |
| Android Auto™ & Apple Carplay ™ ∞ | ● | ● | ● | ● | ● |
| Bluetooth® Multi-connection functionality^ | ● | ● | ● | ● | ● |
| Shark Fin Antenna | ● | ● | ● | ● | ● |
| 2x 12v Power Outlets (1x Behind Centre Console & 1x Cargo Area) | ● | ● | ● | ● | ● |
| 1st row USB charger (2x Front Console) | ● | ● | ● | ● | ● |
| 2nd row USB chargers (2x behind 1st row seats) | - | ● | ● | ● | ● |
| 3rd row USB Charger (Cargo area) | - | - | ● | - | ● |
| Wireless Phone Fast Charing (Qi) | - | ● | ● | ● | ● |

Specifications.

Kia Sorento (continued)

Specifications key:

- = included
- = not included

| | HYBRID 2WD LIGHT | HYBRID AWD | | PLUG-IN HYBRID AWD | |
|--|-------------------------|---------------|-------|-------------------------|-------|
| | | EARTH | WATER | EARTH | WATER |
| COMFORT & CONVENIENCE FEATURES CONTINUED | | | | | |
| Head-up Display (Windshield-type) | - | ● | ● | ● | ● |
| Steering Wheel Mounted Audio & Cruise Controls | ● | ● | ● | ● | ● |
| Advanced Smart Cruise Control (ASCC) | ● | ● | ● | ● | ● |
| Dual Zone Automatic Climate Control | ● | ● | ● | ● | ● |
| 3rd Row fan control and vents | - | ● | ● | ● | ● |
| 2nd Row vents (behind centre console) | ● | ● | ● | ● | ● |
| Auto Window Defog System | ● | ● | ● | ● | ● |
| Smart Proximity Key with Interior Engine Start / Stop Button | ● | ● | ● | ● | ● |
| Remote Central Locking | ● | ● | ● | ● | ● |
| Front & Rear Power Windows | ● | ● | ● | ● | ● |
| Auto Up / Down Safety Windows | Drivers Only | All Windows | | | |
| Electrochromic Rear View Mirror | ● | ● | ● | ● | ● |
| Low Washer Fluid Warning | ● | ● | ● | ● | ● |
| Sun Shade Blinds (2nd Row) | - | - | ● | - | ● |
| Smart Power Tailgate (Height Adjustable) | - | - | ● | - | ● |
| Sliding-Type Sun Visors with Illuminated Vanity Mirrors | ● | ● | ● | ● | ● |
| Rain Sensing Front Wipers | ● | ● | ● | ● | ● |
| DIMENSIONS | | | | | |
| Overall Length (mm) | 4,815 mm | | | | |
| Overall Width (mm) | 1,900 mm | | | | |
| Overall Height (mm) | 1,700 (with roof rails) | | | | |
| Wheelbase (mm) | 2,815 mm | | | | |
| Minimum Ground Clearance (mm) | 174 mm | | | | |
| Tare Weight (kg) | 1,940 kg | 2,003 kg | | 2,125 kg | |
| Cargo Capacity - 1st / 2nd / 3rd row (L, VDA) | 1,996 L / 608 L / 179 L | | | 1,988 L / 604 L / 175 L | |
| Fuel tank capacity (L) | 67 L | | | | |
| Towing Capacity - braked / unbraked (kg) | 1,650 kg / 750 kg | | | 1,010 kg / 750 kg | |
| Max. towball download (kg) | 100kg | | | | |

DISCLAIMER:

Information contained herein is for comparative purposes only. Specifications are correct at time of printing and may vary to the above at any given time.

* Fuel consumption figures shown are 3 Phase WLTP figures. Actual results achieved will differ according to operating conditions and driving style.

** Safety technologies are supplemental systems and do not replace the need for the driver to exercise care and attention.

*** Leather appointed seats may comprise of genuine leather, and other man-made leather-like materials or a combination thereof.

^ Not all smartphones / devices may be compatible with the vehicle's Bluetooth® and multimedia system.

∞ Apple CarPlay™ requires an iPhone 5 or later. It is recommended to always update your iPhone to the latest iOS release. Use the Apple Lightning® cable provided with your phone, or an Apple-certified Lightning cable. Kia cannot guarantee continued compatibility.

∞ Android Auto™ requires an Android phone with Android 5.0 Lollipop or higher. It is recommended to always update your phone to the latest OS release. Use the USB cable provided with your phone. Kia cannot guarantee continued compatibility.

Specifications apply to MY25 Sorento HEV & PHEV models. Kia New Zealand Limited reserves the right to discontinue or change the models, features, specifications, options, designs and prices of products referred to in this brochure without incurring any liability whatsoever to any purchaser or prospective purchaser of any such products.

Kia confidence goes further.



All new Kia Passenger Vehicles come with an impressive 7-year / 150,000km for HEV / PHEVs (whichever comes first) Warranty Programme covering against manufacturing or assembly defects. This warranty programme is transferable between owners and emphasises our commitment to our customers.



A Roadside Assistance Programme for the duration of the Warranty Period is also offered on every Kia Sorento HEV & PHEV at no cost. In the unlikely event that your Kia has broken down, help is only a call away and trained staff will be dispatched to your location. If a repair cannot be conducted on the spot, the vehicle will be towed free of charge to the nearest Kia dealer.



All new Kia vehicles that are powered by a high-voltage drive battery come with a 8-year / 160,000 km (whichever comes first) warranty that covers components found in the drive battery case. In the event that your vehicle becomes immobile due to a high voltage battery or system failure, we'll cover the cost of the tow to the nearest authorised Kia dealer.



Movement that inspires